

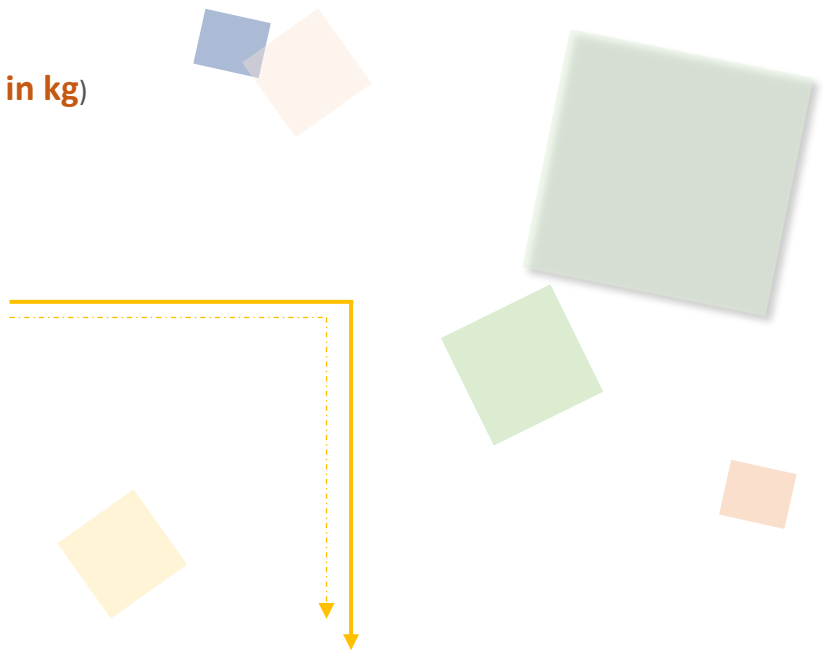
Trading Volume & Amount in Charts

■ VOLUME

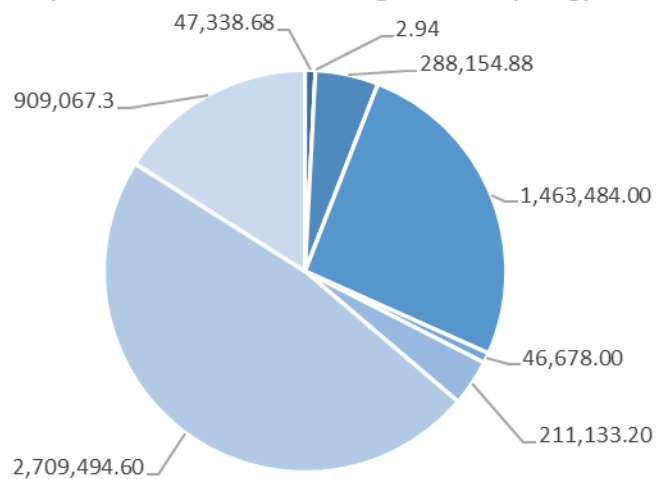
Popular Products (Trading Volume, in kg)

Total: 16,935,801.60


- ◆ Au Products: 5,675,353.60
- ◆ Ag (T+D): 10,195,094.00
- ◆ Others: 1,065,354.00



Popular Au Products Trading Volume (in kg)



- iAu9999
- PGC30g
- Au99.99
- Au(T+D)
- SHAU
- mAu(T+D)
- PAu99.99
- Others






Trading Volume & Amount in Charts

AMOUNT

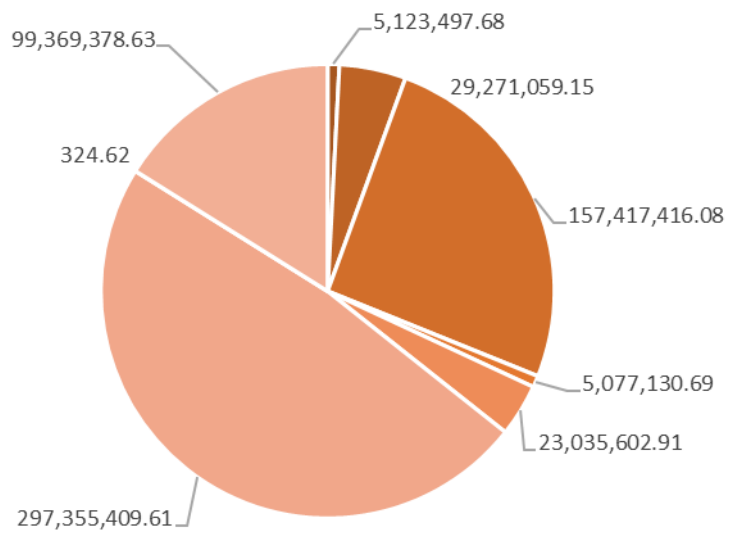
Popular Products (Trading Amount, in 10,000 RMB)

Total: 639,280,448.98


- ◆ Au Products: 616,649,819.38
- ◆ Ag (T+D): 20,280,049.54
- ◆ Others: 2,350,580.05

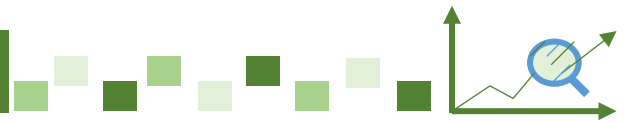


Popular Au Products Trading Amount (in 10,000 RMB)




■ iAu9999 ■ Au99.99 ■ Au(T+D) ■ SHAU ■ mAu(T+D) ■ PAu99.99 ■ PGC30g ■ Others





Trading Volume & Amount in Details


Trading Volume (in kg)							
Contract	Previous Month Daily Average	Present Month Daily Average	Previous Month accumulative total	Present Month accumulative total	Month-on-Month	Year-on-Year	Present Year accumulative total
Au99.95	130.86	76.64	1,832.00	1,686.00	-7.97%	8.63%	8,620.00
Au99.99	12,739.59	13,097.95	178,354.24	288,154.88	61.56%	10.07%	794,326.58
Au100g	23.61	25.00	330.60	550.00	66.36%	66.77%	1,408.20
Au995	0.00	0.00	0.00	0.00	-	-	0.00
PGC30g	0.19	0.13	2.70	2.94	8.89%	96.00%	7.14
iAu9999	1,315.49	2,151.76	18,416.86	47,338.68	157.04%	638.93%	81,366.76
iAu100g	0.00	0.00	0.00	0.00	-	-100.00%	0.00
iAu995	23.21	22.73	325.00	500.00	53.85%	-	1,325.00
Au(T+D)	45,134.00	66,522.00	631,876.00	1,463,484.00	131.61%	87.50%	3,440,062.00
mAu(T+D)	8,557.86	9,596.96	119,810.00	211,133.20	76.22%	51.21%	563,764.60
Au(T+N1)	0.00	0.25	0.00	5.40	-	800.00%	5.80
Au(T+N2)	0.03	0.23	0.40	5.00	1150.00%	-	5.40
NYAuTN06	13.90	46.25	194.60	1,017.60	422.92%	550.64%	1,751.40
NYAuTN12	13.81	35.67	193.40	784.80	305.79%	454.24%	1,369.80
PAu99.95	4,885.71	5,809.09	68,400.00	127,800.00	86.84%	-34.49%	538,300.00
PAu99.99	91,526.73	123,158.85	1,281,374.20	2,709,494.60	111.45%	-33.22%	6,739,215.40
IPAu99.99	29,238.00	33,879.30	409,332.00	745,344.50	82.09%	66.32%	1,983,224.50
IPAu99.99HK	0.14	0.00	2.00	0.00	-100.00%	-	27,802.00
IPAu99.5	0.00	0.00	0.00	0.00	-	-	0.00
IPAu99.5HK	1.79	72.73	25.00	1,600.00	6300.00%	-	1,625.00
OAU99.99	414.29	30.82	5,800.00	678.00	-88.31%	-97.91%	17,858.00
LAu99.95	763.14	204.36	10,684.00	4,496.00	-57.92%	-	45,180.00
LAu99.99	4,414.29	1,100.00	61,800.00	24,200.00	-60.84%	1412.50%	87,000.00
CAu99.99	0.00	18.18	0.00	400.00	-	-97.85%	400.00
SHAU	1,799.00	2,121.73	25,186.00	46,678.00	85.33%	-58.11%	124,822.00
Pt99.95	170.43	142.91	2,386.00	3,144.00	31.77%	-72.78%	6,684.00
Ag99.99	600.00	1,277.73	8,400.00	28,110.00	234.64%	426.40%	74,010.00
Ag(T+D)	395,937.57	463,413.36	5,543,126.00	10,195,094.00	83.92%	-9.86%	29,682,822.00
PAG99.99	11,202.86	17,405.45	156,840.00	382,920.00	144.15%	15.37%	1,356,120.00
OAG99.99	0.00	0.00	0.00	0.00	-	-	74,040.00
SHAG	28,050.00	29,599.09	392,700.00	651,180.00	65.82%	-37.29%	1,651,950.00
Au Products (in total)	200,995.64	257,970.62	2,813,939.00	5,675,353.60	101.69%	-6.27%	14,459,439.58
Ag Products (in total)	435,790.43	511,695.64	6,101,066.00	11,257,304.00	84.51%	-11.26%	32,838,942.00
Pt Products (in total)	170.43	142.91	2,386.00	3,144.00	31.77%	-72.78%	6,684.00
Total	636,956.50	769,809.16	8,917,391.00	16,935,801.60	89.92%	-9.69%	47,305,065.58

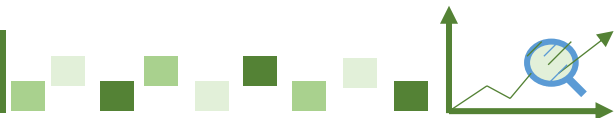




Trading Volume & Amount in Details

Trading Amount (in 10,000 RMB)							
Contract	Previous Month Daily Average	Present Month Daily Average	Previous Month accumulative total	Present Month accumulative total	Month-on-Month	Year-on-Year	Present Year accumulative total
Au99.95	14,724.79	8,491.50	206,147.00	186,813.02	-9.38%	72.19%	942,299.33
Au99.99	1,374,275.58	1,330,502.69	19,239,858.11	29,271,059.15	52.14%	64.07%	83,927,822.96
Au100g	2,637.28	2,729.54	36,921.93	60,049.88	62.64%	160.39%	154,484.08
Au995	0.00	0.00	0.00	0.00	-	-	0.00
PGC30g	21.06	14.76	294.78	324.62	10.12%	210.15%	772.62
iAu9999	144,528.72	232,886.26	2,023,402.12	5,123,497.68	153.21%	1048.21%	8,961,764.94
iAu100g	0.00	0.00	0.00	0.00	-	-100.00%	0.00
iAu995	2,588.58	2,491.33	36,240.13	54,809.25	51.24%	-	144,542.30
Au(T+D)	5,003,979.11	7,155,337.09	70,055,707.52	157,417,416.08	124.70%	190.15%	374,308,352.97
mAu(T+D)	948,778.23	1,047,072.86	13,282,895.16	23,035,602.91	73.42%	137.34%	62,077,732.31
Au(T+N1)	0.00	24.72	0.00	543.94	-	1597.10%	573.70
Au(T+N2)	2.33	21.86	32.59	480.81	1375.30%	-	513.41
NYAuTN06	1,565.87	5,064.04	21,922.24	111,408.77	408.20%	918.72%	190,454.07
NYAuTN12	1,562.61	3,860.49	21,876.49	84,930.74	288.23%	752.35%	147,921.96
PAu99.95	534,374.26	653,630.51	7,481,239.70	14,379,871.24	92.21%	5.15%	57,920,472.91
PAu99.99	10,183,343.35	13,516,154.98	142,566,806.85	297,355,409.61	108.57%	6.23%	729,847,695.08
IPAu99.99	3,270,604.80	3,693,155.26	45,788,467.25	81,249,415.82	77.45%	160.29%	215,586,423.84
IPAu99.99HK	15.89	0.00	222.47	0.00	-100.00%	-	2,980,559.30
IPAu99.5	0.00	0.00	0.00	0.00	-	-	0.00
IPAu99.5HK	200.61	7,227.18	2,808.58	158,998.06	5561.16%	-	161,806.64
OAu99.99	46,855.86	2,979.26	655,982.00	65,543.70	-90.01%	-96.64%	2,321,221.70
LAu99.95	85,794.06	22,574.32	1,201,116.90	496,635.00	-58.65%	-	4,939,151.90
LAu99.99	498,853.57	112,509.09	6,983,950.00	2,475,200.00	-64.56%	2175.00%	9,565,350.00
CAu99.99	0.00	2,030.84	0.00	44,678.40	-	-96.49%	44,678.40
SHAU	198,382.78	230,778.67	2,777,358.87	5,077,130.69	82.80%	-34.39%	13,653,131.30
Pt99.95	9,645.27	7,446.09	135,033.80	163,813.92	21.31%	-39.55%	372,615.89
Ag99.99	1,300.37	2,701.95	18,205.18	59,442.89	226.52%	1268.42%	167,811.54
Ag(T+D)	814,678.24	921,820.43	11,405,495.37	20,280,049.54	77.81%	118.80%	63,060,649.14
PAg99.99	25,410.33	37,876.65	355,744.57	833,286.37	134.24%	202.00%	3,067,101.62
OAg99.99	0.00	0.00	0.00	0.00	-	-	156,337.20
SHAG	57,556.85	58,819.86	805,795.91	1,294,036.86	60.59%	51.93%	3,520,393.44
Au Products (in total)	22,313,089.33	28,029,537.24	312,383,250.68	616,649,819.38	97.40%	47.42%	1,567,877,725.68
Ag Products (in total)	898,945.79	1,021,218.89	12,585,241.04	22,466,815.67	78.52%	116.01%	69,972,292.94
Pt Products (in total)	9,645.27	7,446.09	135,033.80	163,813.92	21.31%	-39.55%	372,615.89
Total	23,221,680.39	29,058,202.23	325,103,525.52	639,280,448.98	96.64%	49.03%	1,638,222,634.52





Other Market Data

Delivery Volume

Delivery Volume (in kg)		
	Gold	Silver
Delivery Volume (Present Month)	972,004.10	679,290.00
Trading Volume (Present Month)	2,061,340.50	10,874,384.00
Delivery Ratio (Present Month)	47.15%	6.25%
Delivery Volume (Accumulative Total)	2,488,506.48	1,753,860.00
Trading Volume (Accumulative Total)	5,018,834.68	31,408,782.00
Delivery Ratio (Accumulative Total)	49.58%	5.58%
Withdrawal Volume (Present Month)	134,176.05	235,800.00
Withdrawal Volume (Accumulative Total)	345,372.11	672,615.00